

## LED ENTERPRISE DECORATIVE AREA LIGHTS (XENM3)



US patent 782456, 7952293, & 8432108 and US & Int'l. patents pending

**SMARTTEC™ THERMAL CONTROL** - Sensors in the driver enclosure reduce drive current when ambient temperatures exceed 50°C. Current is lowered in imperceptible 5% increments every 5 minutes until safe operating temperature is reached.

**ENERGY SAVING CONTROL OPTIONS** - DIM - 0-10 volt dimming enabled with controls by others. BLS - Bi-level switching responds to external line voltage signal from separate 120-277V controller or sensor (by others), with low light level decreased to 30% maximum drive current.

**EXPECTED LIFE** - Minimum 60,000 hours to 100,000 hours depending upon the ambient temperature of the installation location. See LSI web site for specific guidance.

**LEDS** - Select high-brightness LEDs in Cool White (5000K nominal) or Neutral White (4000°K nominal) color temperature, 70CRI (nominal).

**DISTRIBUTION/PERFORMANCE** - Types 3, FT, and 5. Exceptional uniformity creates bright environment at lower light levels. Improved backlight cutoff minimizes light trespass.

**HOUSING** - Modular fixture is available in two mounting styles - Post Top and Side Mount. One piece housing/support frame is die-cast aluminum. Combination mounting arm/driver enclosure on side mount versions is die-cast with integral ribs for heat dissipation. Access cover and support arms for post top versions are die-cast aluminum.

**HOUSING TOP CAP** - Removable spun aluminum cap/post top driver enclosure is retained by captive stainless steel fasteners and safety cables. Housing and top cap interface is sealed with a one-piece extruded silicone gasket. Tool-less entry option is available.

**SEALED OPTICAL UNIT** - Lens is clear, flat tempered glass, sealed to aluminum optics housing. Pressure stabilizing breather allows super-tight protection while preventing temperature cycling from building up internal pressures and vacuums that can stress optical unit seals and components.

**FASTENERS** - All exposed fasteners are black oxide coated stainless steel. Internal fasteners are stainless steel or zinc electroplated steel.

**ELECTRICAL** - A terminal block for attachment of incoming primary wiring is supplied. Two-stage surge protection (including separate surge protection built into electronic driver) meets Location Category C Low. Available with universal voltage power supply 120-277VAC (50/60Hz input), 347VAC and 480VAC. Optional button-type photocells (PCI) are available in 120, 208, 240, 277 or 347 volt (supply voltage must be specified).

**DRIVER** - Available in Super Saver (SS) and High Output (HO) drive currents (Drive currents are factory programmed). State-of-the-art driver technology designed specifically for LSI LED light sources provides unsurpassed system efficiency. Components are fully encased in potting material for moisture resistance. Driver complies with IEC and FCC standards.

**OPERATING TEMPERATURE** - -40°C to +50°C (-40°F to +122°F).

**MOUNTING** - Post Top, Side Arm and Wall mounting available. Pole selection information shown under fixture drawings.

**FINISH** - Fixtures are finished with LSI's DuraGrip® polyester powder coat finishing process. The DuraGrip finish withstands extreme weather changes without cracking or peeling, and is guaranteed for five full years.

**WARRANTY** - LSI LED fixtures carry a limited 5-year warranty.

**PHOTOMETRICS** - Application layouts are available upon request. Contact LSI Applications Group at [lighting.apps@lsi-industries.com](mailto:lighting.apps@lsi-industries.com)

**LISTING** - Listed to U.S. and Canadian safety standards. Suitable for wet locations.

LIGHT OUTPUT - XENM3						
ARM MOUNT						
		Lumens (Nominal)				
		# of LEDS	Type 3	Type FT	Type 5	Watts
Cool	White	SS 64	7110	6160	5870	70
		HO 64	9410	8660	8150	108
Neutral	White	SS 64	6430	5900	5640	70
		HO 64	9010	8280	7940	108
POST TOP MOUNT						
		Lumens (Nominal)				
		# of LEDS	Type 3	Type FT	Type 5	Watts
Cool	White	SS 64	6180	5570	5240	70
		HO 64	8670	8270	7510	108
Neutral	White	SS 64	5930	5350	5150	70
		HO 64	8250	7560	6890	108

This product, or selected versions of this product, meet the standards listed below. Please consult factory for your specific requirements.



IP65

Also available in traditional light sources

# LED ENTERPRISE DECORATIVE AREA LIGHTS (XENM3)

## LUMINAIRE ORDERING INFORMATION

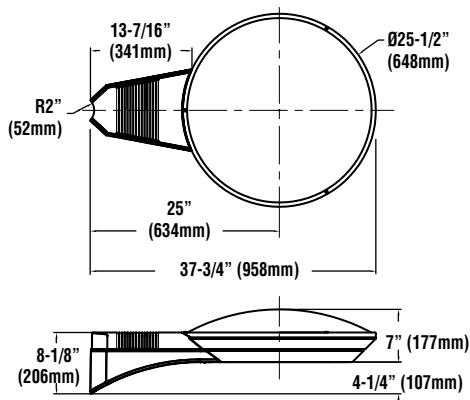
TYPICAL ORDER EXAMPLE: **XENM3 PT 5 LED HO CW UE MSV PCI120**

Prefix	Mounting Style	Distribution	Light Source	Drive Current	Color Temperature	Input Voltage	Finish	Options
XENM3	PT - Post Top SA4 - Side Arm Mount for 4" Poles <sup>1</sup> SA5 - Side Arm Mount for 5" Poles <sup>1</sup>	3 - Type III FT - Forward Throw 5 - Type V	LED	SS - Super Saver HO - High Output	CW- Cool White NW- Neutral White	UE - Universal Electronic (120-277V 50/60Hz)  347-480	BRZ - Bronze BLK - Black PLP - Platinum Plus WHT - White SVG - Satin Verde Green GPT - Graphite MSV - Metallic Silver	<b>Button Type Photocells</b> PCI120 - 120v PCHV208-277 - 208-277v PCI347 - 347v TE - Tool-less Entry DIM - 0-10V Dimming (from external source) <sup>2</sup> BLS - Bi-level Switching (from external 120-277V signal) <sup>2</sup>  <b>Accessories</b> SPA - Square Pole Adaptor (SA only) WM - Wall Mount (PT only) SAWM - Side Arm Wall Mount (SA4 or SA5) BK MPT B04 - Medium Bolt on Bracket (for PT 180) For 4" Dia. Round Poles <sup>1,3</sup> BK MPT B05 - Medium Bolt on Bracket (for PT 180) For 5" Dia. Round Poles <sup>1,3</sup>

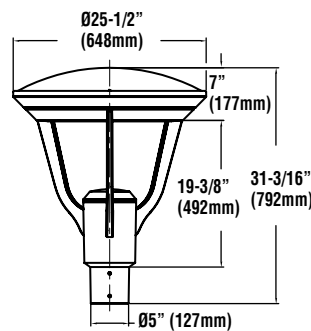
### FOOTNOTES:

- 1- For correct mounting, order poles with 3" reduced drilling pattern.
- 2- DIM and BLS cannot be ordered together.
- 3- For PT mounting configurations other than D180, consult factory. Order one bracket per fixture.

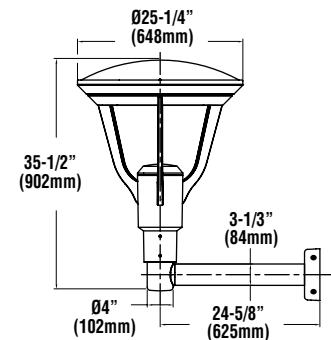
### DIMENSIONS



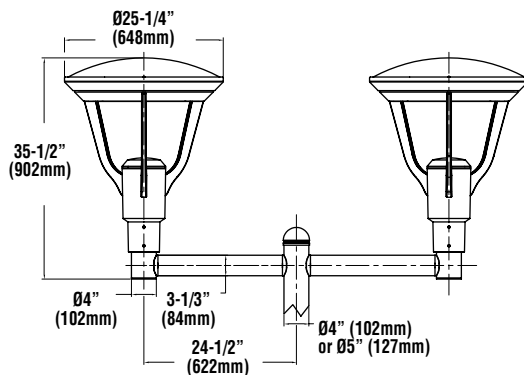
Side Arm Pole Mount  
(select 3" reduced drilling pattern)



Post Top  
Slipfits 4" Dia. Tenon (4N) or Pole



Post Top with WM Accessory



Post Top with BK MPT B0 (x2)  
Mounts to 4" or 5" Dia. D180 Bolt-on Pole  
(select 3" reduced drilling pattern)

### LUMINAIRE EPA CHART - Crossover Enterprise

	MOUNTING STYLE	
■ PT Single	PT	1.0
■ PT D180° with BK MPT B0 (2)	PT	2.0
■ Single	SA	1.0
■ D180°	SA	2.1
■ D90°	SA	1.8
■ T90°	SA	2.7
■ T120°	SA	2.8
■ Q90°	SA	3.5

### SHIPPING WEIGHTS - Crossover Enterprise

Catalog Number	Est. Weight (kg/lbs.)
XENM3 (PT or SA)	29/64