

LED SOFFIT STRIP - LSS



U.S. and international patents pending

APPLICATION - A complete continuous row building series of high performance, energy efficient LED illumination in an easy to install format. Designed for applications for storefront walkways and sidewalks.

LEDS - High Lux LEDs that produce approximately 260 lumens at 3.5 watts per foot in Cool White (5100°K nominal), Neutral White (4100°K nominal) and Bright White (6500°K nominal) color temperature. Lumen output and wattage may vary depending upon run length, power supply and LED Kelvin temperature. 70 CRI (nominal).

OPTICS - High efficiency, die formed, one piece reflectors provide a smooth and brilliant Symmetrical distribution.

HOUSING - Die formed, non-corrosive aluminum, painted with several powder coat finish options.

POWER SUPPLY - 60w/120v 60Hz input / 60 watt 12VDC output power supplies constant current and is potted for use in damp locations. Other input voltages and frequencies are available, please consult the factory for details.

OPERATING TEMPERATURE - -40°C to +50°C (-40°F to +122°F)

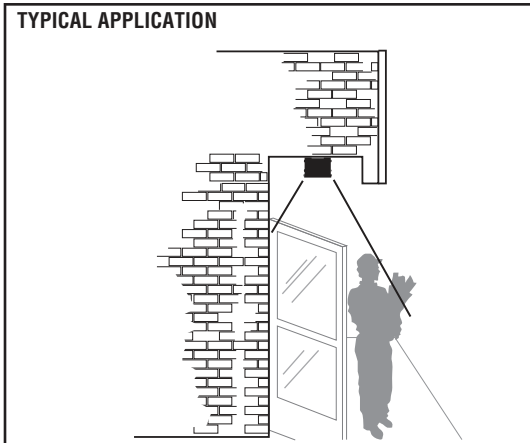
INSTALLATION - Installs in continuous row or staggered applications designed to span entire soffit lengths.

EXPECTED LIFE - Minimum 60,000 hours to 100,000 hours depending upon the ambient temperature of the installation location. See LSI web site for specific guidance.

WARRANTY - Limited 5-year warranty.

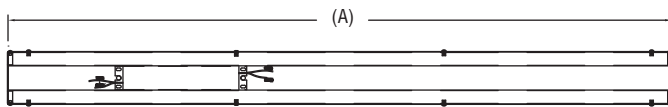
LISTING - ETL compliant to U.S. and Canadian safety standards. Suitable for wet locations.

PHOTOMETRICS - Application layouts are available upon request. Contact LSI Applications Group at lighting.apps@lsi-industries.com



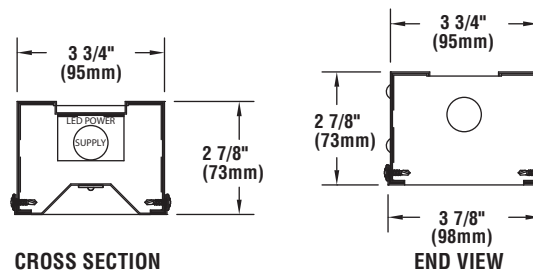
wet location

DIMENSIONS



Description	Dim "A"
4 ft. Soffit Housing	48" / 1220 mm
6 ft. Soffit Housing	72" / 1829 mm
8 Ft. Soffit Housing	96" / 2439 mm

Dimensions above are for determining overall length of individual sections. Specify total linear run length per individual straight run to insure proper power supply requirements. Standard maximum length of a single unit is 8 feet. All other specified lengths are combinations of 8 feet and below.



LUMINAIRE ORDERING INFORMATION

TYPICAL ORDER EXAMPLE: **LSS 4 LED CW 120**

Prefix	Total Linear Length Required (ft.) ¹	Light Source	LED Color ²	Input Voltage
LSS	4 - 4ft 6 - 6ft 8 - 8ft	LED - Light Emitting Diode	CW - Cool White NW - Neutral White BW - Bright White	120 ²

NOTE:

1- Standard maximum length of a single unit is 8 feet. All other specified lengths are combinations of 8 feet and below.

2- Consult factory for other input voltages.